

2

0

2

1

DRIVE-IN

*Washington
Latin*

Graduation

June 14, 2021

Tailgate 6:30 pm

Graduation 8:20 pm

Bengie* & Drive-in

3417 Eastern Blvd

Middle River, MD 21220

www.bengies.com

Drive-in Details

Senior Social Events

Monday, June 7

Senior Cookout

6:00 – 8:00 pm
Latin's courtyard

Junior/Senior Bonfire

8:00 – 11:00 pm
Latin's field

Friday, June 11

Valediction

11:00 – 12:30 pm at Washington Latin;
Seniors and US Faculty in-person

Graduation Rehearsal

1:30 pm on Latin's field
Lunch will be provided for seniors

Nota Bene!

Students attending events must show vaccination or a negative COVID test

Previously submitted vaccine proof (for Prom, APs, etc.) - is fine.

COVID test results must be from **June 2** or later.

Graduation!

Monday, June 14 @ Bengie's Drive-In

- 1 car per Senior (or 2 if requested); all cars need a **parent in-charge!**
- **Bring your family** but leave Fido at home – **no pets!**
- We will **livestream** the event and share a recording afterwards.

Tailgate Party – 6:30

- **Tailgate party until dark!** Bring a picnic or buy treats at the Snack Bar.
- **Car is “home base,”** but families can socialize at appropriate distance.

Graduation Ceremony – 8:20

- We will have **the usual line-up** (speakers, music, photographs).
- Students **line up in small, socially distanced groups** to get diplomas.
- Families watch from cars as **students process across stage and screen!**



Planning Details

What to bring

What to wear

What to expect

What to wear?

Tailgate

Look good, not too flashy – dress as if your parents and principal are watching!

- **Yes:** shorts, dresses, tee shirts, sneaks – all fine
- **No:** revealing shorts or shirts, obscene language on tees – not at all fine
- **Shoes:** **NO HEELS!** You will be on grass and dirt. Wedges or, even better – flats
- **Masks Required** for ALL guests when away from your car-zone
- **Bug spray:** There will be mosquitos, please be prepared with some spray!
- **Headphones:** You may bring wireless headphones to connect to your car radio and to listen to the ceremony while sitting just outside the car. **Yes, you may wear headphones!**

Ceremony

- **Caps and gowns** – Bring your cap, gown, stole, tassel, and mask for the ceremony.
- Be prepared to **slip your gown on at the car** (not enough restrooms for changing).



Driving Details

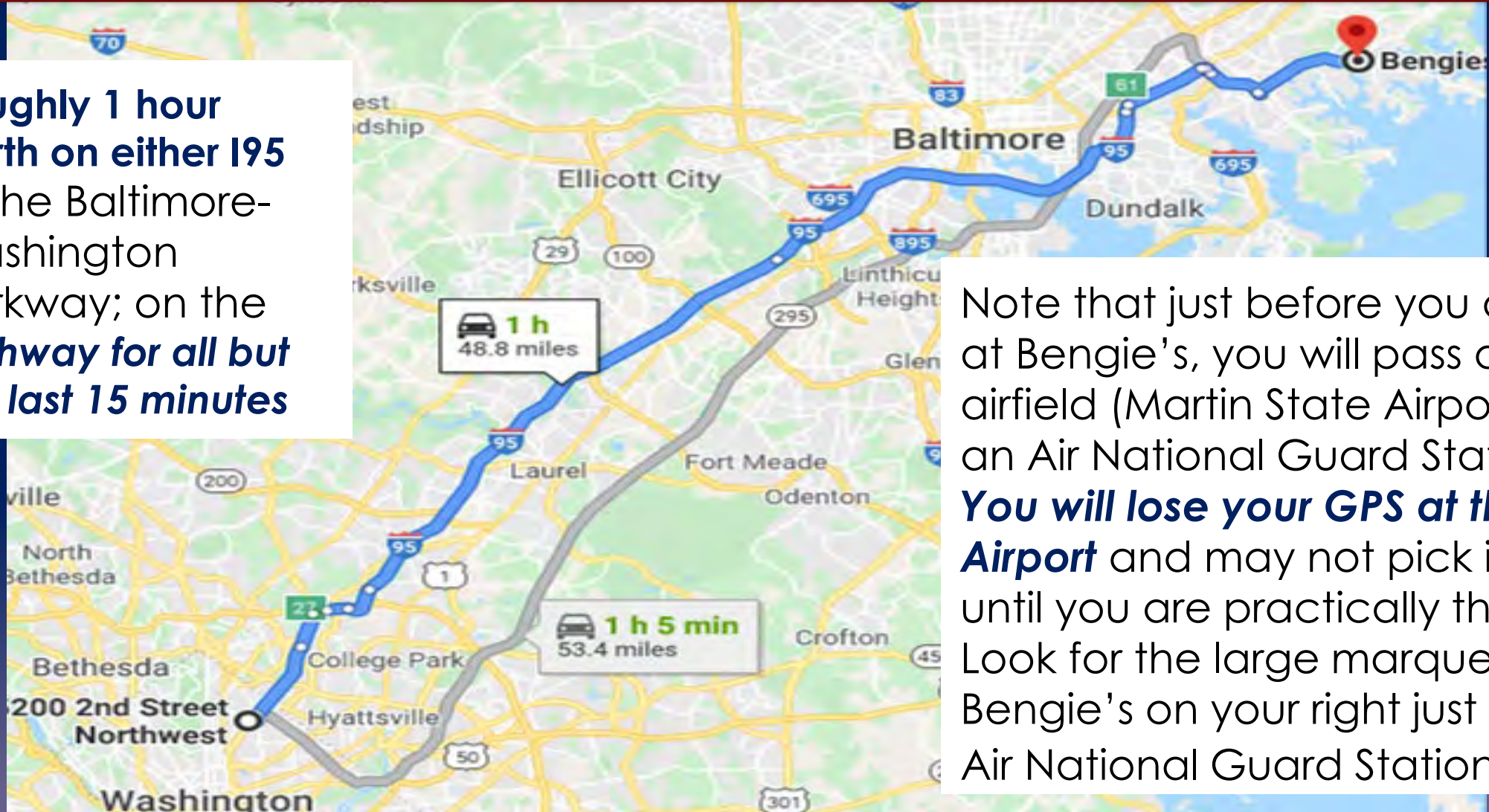
Directions

Check-in

Parking

Getting to Bengie's

Roughly 1 hour North on either I95 or the Baltimore-Washington Parkway; on the *highway for all but the last 15 minutes*



Note that just before you arrive at Bengie's, you will pass a small airfield (Martin State Airport) and an Air National Guard Station. **You will lose your GPS at the Airport** and may not pick it up until you are practically there. Look for the large marquee for Bengie's on your right just after Air National Guard Station.

Driving Up



Pull into **right turn lane** just before marquee as you head north.

- Pull into entrance drive, a 3-lane road to the drive-in; we will greet you there!
- If you pass the entrance and have to turn around, **be careful** as it is a busy multi-lane road.
- If turning left into Bengie's and there is a line of cars waiting to enter, **please go to the end** rather than cutting in right at the entrance.
- No changing your position once you are in the line!

Checking in and Parking

Check-in

Latin faculty will greet each car, then the Bengie's staff will give you more information about the event.

Remember - no last-minute drive-ins – please email us about attending!

Parking

Bengie's staff will park cars – Please follow their directions!

- Cars will be parked for maximum visibility and in compliance with distancing rules.
- Please roll down your window, **put on your mask**, and follow Bengie's directions!
- Once parked, please **turn off your engine** until it is time to leave.

Entrance



Snack Bar

Faculty Cars

Immuno-Compromised

Seniors & Families

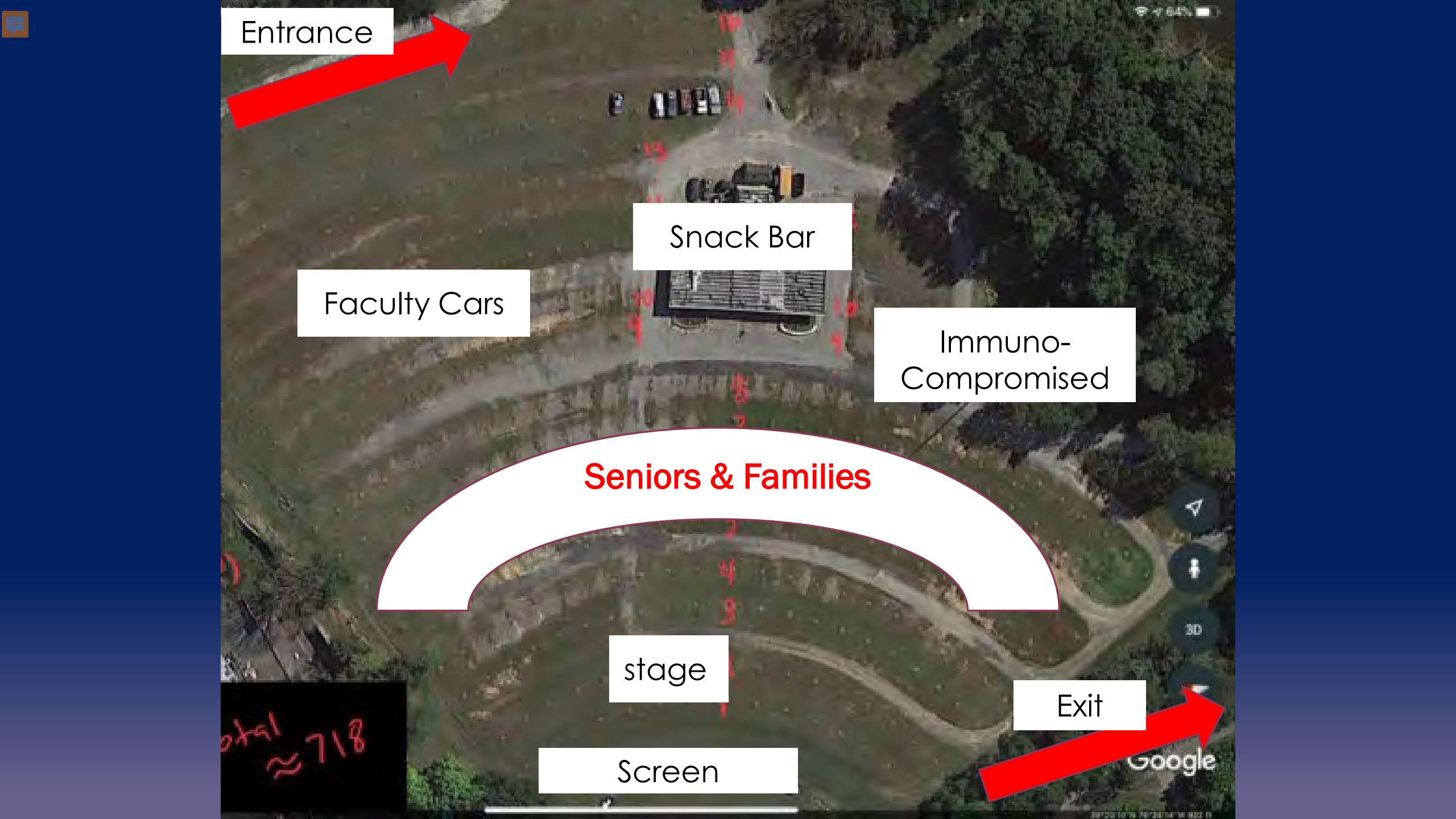
stage

Exit



Screen

total
≈ 718





The Rules!

Social distance
Car Rules
Prohibitions

Rules & Regs

Cars – your home base

- Please park as directed by Bengie's staff.
- **Turn off your vehicle until departure.**
- All sound will come through your car or battery-powered radio.
- Your car lights need to be off, especially for the ceremony.
- Honking is **NOT** allowed – ever! This is actually **illegal** (not just Bengie's rule).
- Parents stay at their vehicles during ceremony – sorry, not even for photos!

Social Distance & Masks

- **All must wear a mask when away from “home base” (your car).**
- Stay in the main drive-in area (not off in the distance) to socialize.
- Follow Bengie's rules on restroom and snack bar line up.
- Please maintain social distance (at least 3') with those outside your circle.

Prohibitions

Absolutely **NOT!**

- No grills!
- No alcohol!
- No drugs!

Any of these will mean **we will have to send you home!**

If we are breaking rules, they will shut down our event!



Tailgating

Food
Socializing
More rules

Tailgating 7:00 to 8:20

Socializing

- Walk around with mask on to visit friends at a distance.
- Visit restrooms, snackbar etc. also masked up.
- At your car with your own people, you may unmask.

Keep your (social) distance – We are used to this now. Bengie's policy:
Patrons are expected to self-monitor their social distancing;
please be respectful of other people's comfort level in this.

Food & Bev

- **Bring your dinner!** We have permission to bring in our own food.
- **Buy dinner at the Snack Bar!** It will be open for COVID-safe pick up. [MENU](#)
- **No grills or cooking** – sorry, just not allowed!
- **No alcohol allowed** at Bengie's or at any school event with students.



Ceremony Details

**DON THE GOWN
THE PROCESSION
THE TASSEL
SLIDE SHOW**

Sundown Ceremony @ 8:20

Don your regalia (caps & gowns)

- **Slip on that gown** – Wear it over your Tailgate outfit – no big changes!
- **Change at the car** – Not at the restroom
- **Wear your mask**, cap, and stole (but Seniors may walk across stage maskless)

Ceremony

We have adapted our usual ceremony to this venue. Some is pre-recorded and some live. Our faculty and student speakers will present; there will be music, and, of course, the diplomas. Details for ceremony procedures in next slide.

- **Families MUST stay at their vehicles!** No approaching the stage – not even for pics!
- Seniors/grads must stay at their vehicles when not involved in ceremony.
- Our photographer will take pictures of each graduate.
- Cheering allowed, but **NO HONKING!** This is actually **illegal** (not just Bengie's rule).

Graduation Procession Details

Seniors in groups of 10

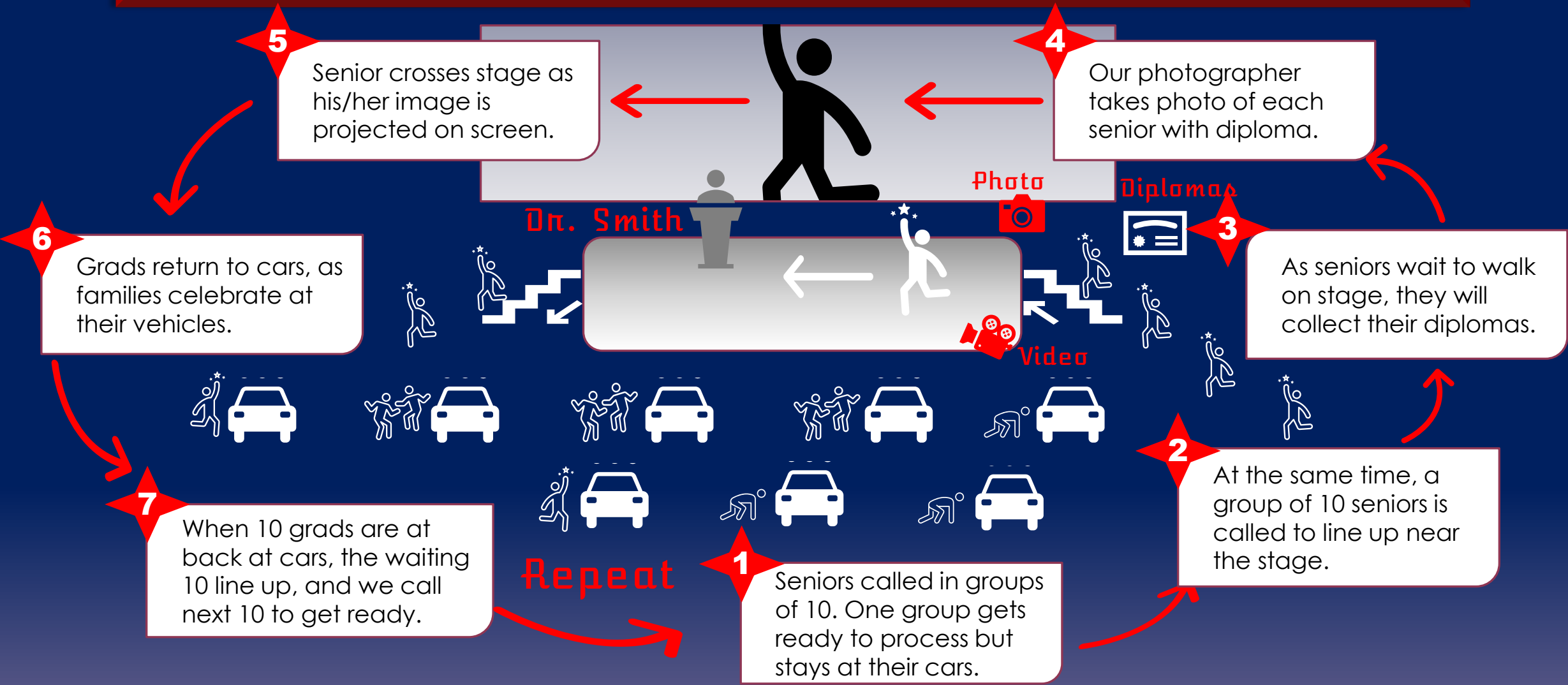
- **Know your group #** – Each senior will be in a group of 10 that lines up at stage.
- **Waiting to enter** – The next group is ready to line up, staying at cars until called.

The process

We will maintain distancing rules in the line up.

- Seniors will line up on the right side of the screen/stage.
- Each student will pick up his/her diploma off a table.
- Our photographer will take each senior (mask off) before s/he walks on stage.
- Dr. Smith will be on the stage calling each graduate's full name to walk.
- The Senior's image and then a live video feed will be broadcast on screen.
- Students exit on the left and return to their cars.
- When this group has returned to their vehicles, the next group will line up.

Graduation Procession



Final Ceremonial Moments

Turn the Tassel

When all seniors have graduated and are back at cars...

- All grads stand outside their cars – We will turn the tassel to the left together.
- Cheers, applause, celebration!

But one more thing.....

The Senior Slide Show

Before we leave, we will share the senior slide show.

- Stay in your cars to watch a show of our Latin memories.



Departure Details

*Exit is not
the entrance.*

Departure Procedure

The basics

NOTE: You do not exit through the entrance at Bengie's.

Bengie's staff will direct you out.

- Please follow their directions.
- Open your window, turn off the radio or your phone, and listen.
- Please be patient; it just takes a while to clear the lot.

If you need to leave early (we hope you won't) please email us before Graduation, so we can park you in a place for a convenient exit.

Please see map on next page for a birdseye view.

Left turn back to I95
or B-W Parkway

Entrance
Drive

Exit road goes behind screen

Screen/stage

Exit in front of
snack bar

By The Docks
Seafood Restaurant
Takeout

Miller Ave

Bengies Drive-In Theatre
Old-school drive-in
for modern movies

George

Woodland Ave

