



WASHINGTON LATIN

On-Campus Activities
Safety Protocols

Welcome!

Agenda

1. Introduction to on-site activities – Diana Smith
2. On-campus safety - Martita Fleming
3. Chemistry Lab Safety – Luke Edwards-Stuart & Troy Zinck
4. HeathCheck - Kate Cromwell & Martita Fleming
5. Questions

Housekeeping notes

1. **Please stay muted** to eliminate background noise.
2. **Video is encouraged (but up to you).** We would love to see your faces!
3. **Please ask your questions in the chat.** We will answer some during the presentation and address others at the end.



**Zoom
toolbar**



Basic Guidelines

1. On-site is **OPTIONAL**.
 1. Parents and students may elect to not participate
 2. Choosing to not come on campus will NOT negatively affect any grade.
2. Students **COMMIT** to being on-campus for the quarter.
 1. We cannot accommodate schedule changes; students are either in for the quarter or out.
 2. Likewise, we need all to commit to the schedule; this ensures cohort consistency.
3. Our priority is **SAFETY**; all must follow strict protocols on site.
 1. If a student is not following protocols, teacher may send student home.
 2. If necessary, teacher will remove student from on-campus activity for the semester.

Campus Safety



Check symptoms daily	<ul style="list-style-type: none">• Pre-entry health check: temperature & symptoms for all students, faculty, and essential visitors.• Students and faculty – use HealthCheck
Use Personal Protection	<ul style="list-style-type: none">• Masks are REQUIRED at all times.• Clean hands! Wash, sanitize frequently.
Limit contact, keep distance	<ul style="list-style-type: none">• Designated entrance at Latin• Seated or standing, maintain 6' distance.• One at a time for bathroom. Limited entry.
Clean deeply and often	<ul style="list-style-type: none">• Enhanced cleaning protocols• Bathroom cleaning after every use

Lab Safety

Limit contact: Lab “pods”

- Small classes: limited to **10 students max.**
- No mingling: **each class is a pod** separated from other on-site classes *by 14 days.*

Limit contact: workstations

- Workstations are **separated.**
- Each is set with supplies and **self-contained** (supplies, sink, gas supply).

Keep distant

- Lab partners **stay in workstation** during the entire lab.
- Lab **partners maintain 6’** distance.

Lab Personal Protection

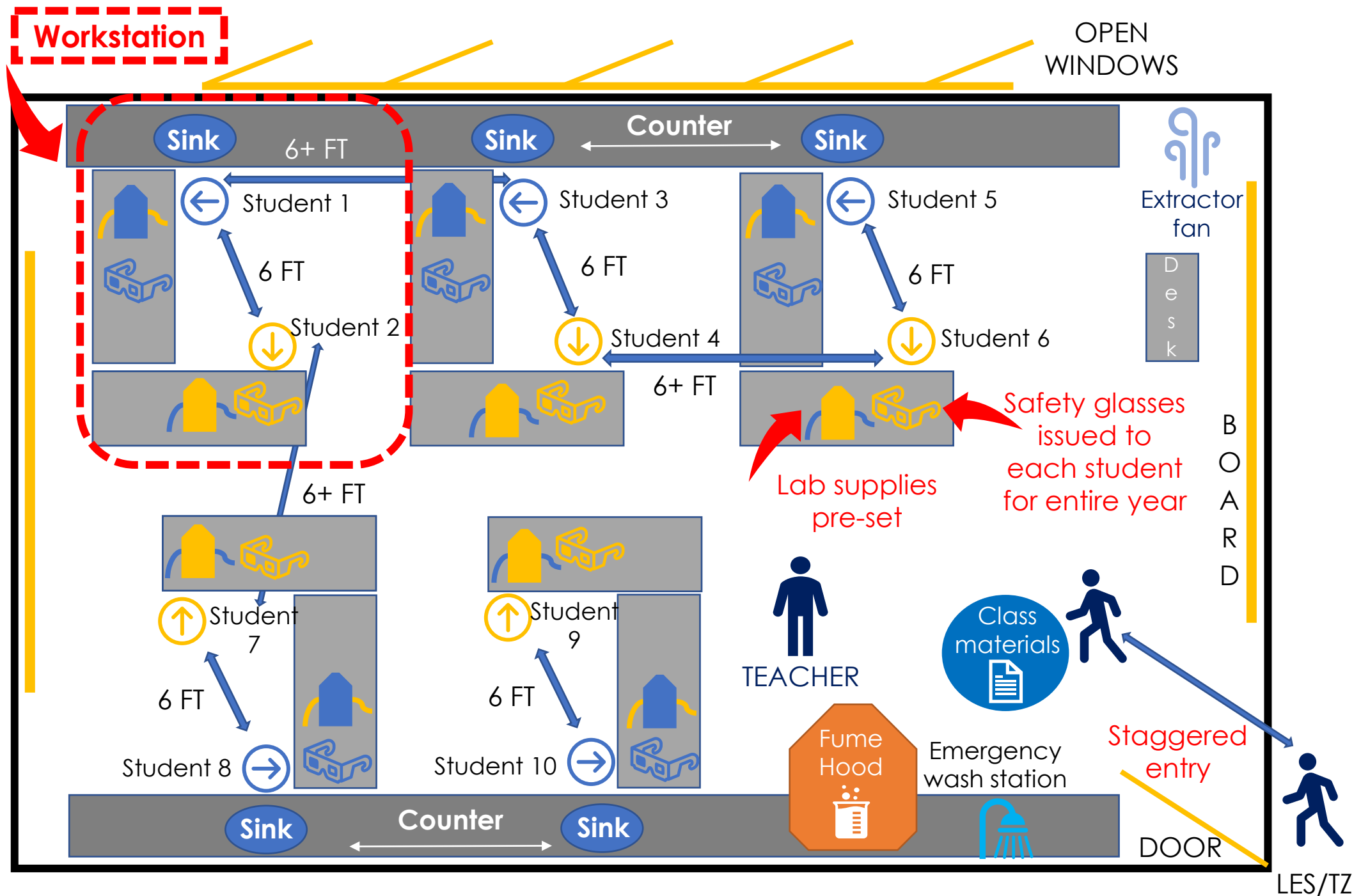
- Each student is **assigned goggles** for the entire term. Other protection placed at workstation for each lab.

Building cleaning & ventilation

- All **windows or lab door** will remain open.
- Powerful **extractor fan** on at all times.
- Labs will be **deep cleaned** each week.



Lab Set Up



Lab Set Up

Front of room



Lab Set Up



Check Symptoms

Check
symptoms

Let's talk about
CHECKING SYMPTOMS.



Daily temperature and symptom checks will be “new normal” for all at Latin

Latin developed an app for our daily health checks

- Fast and easy to use
- Private and secure

HELP US TEST HEALTHCHECK



We have a version for you all to use NOW.

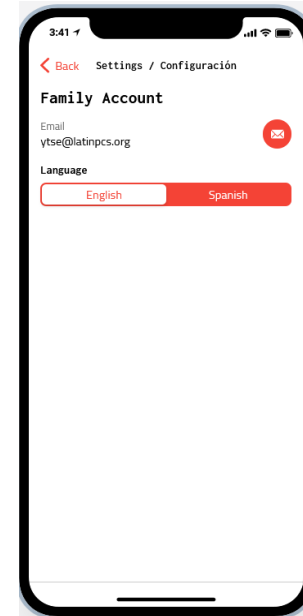
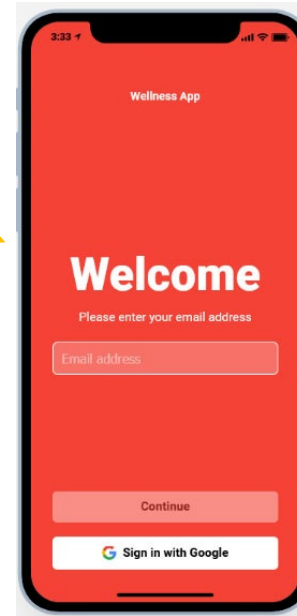
- Test it out – directions follow
- Give us feedback – suggestions to improve ease of use, clarity, etc.

App Instructions

1 Access the app and establish your account

1. Go to <https://latinpcs.glideapp.io> computer or phone
2. Enter your email (parent); app will send a PIN
3. Enter PIN to set up your account

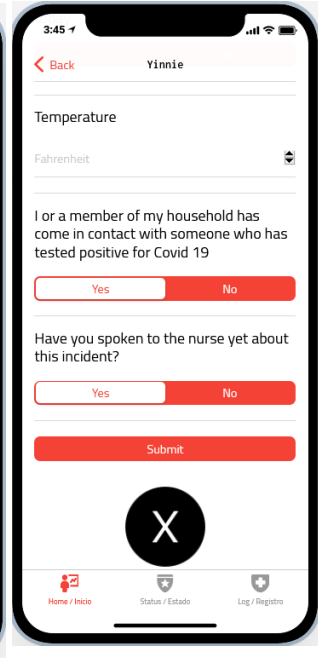
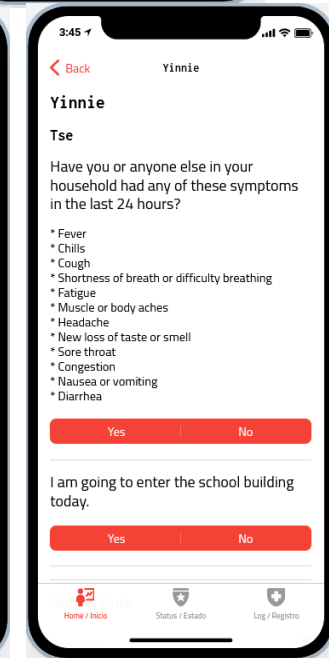


Start screen



Set your account preference

2. Enter your child's health data for today

1. Use big red button on home screen to enter your child's data
2. Next screen shows your name – click on name to continue
3. Answer Question 1 –
Do you have any symptoms?
4. Answer Question 2 –
What is your temperature?





What is this app?

Developed *for free* by Latin staff and donors, **HealthCheck** is a simple way for parents and staff to log health stats every day.

Where does the information go?

Daily health information stays at Latin, separate from main records (PowerSchool).

It is NOT available on the app store or accessible by anyone who does not have a specific invitation code.

Only 1 administrator (app manager) can see personal data.

It is not shared externally
EXCEPT with DC Health Officials,
as required.





Why does this app use a PARENT email?

This is ultimately a **PARENT responsibility** – like calling your child in sick to excuse an absence.

Does that mean my child should NOT enter data?

Parent may delegate data entry to child. Up to you.

Ultimate responsibility remains with the parent(s).

This is **VERY IMPORTANT** in terms of keeping our community healthy.


What if we need multiple logins?

You can!

Create account.

Log in on separate devices with these credentials.

Should “remember” you – no need for PIN every time.



QUESTIONS?

