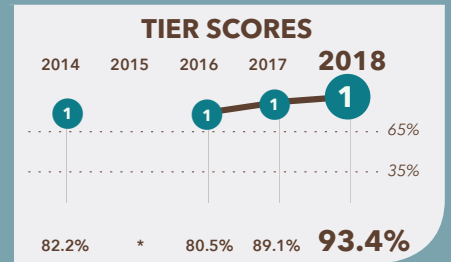


Washington Latin PCS – Upper School

5200 2nd Street NW
Washington, DC 20011

202-223-1111
www.latinpcs.org



School Profile (2018–19)

Board Chair

Ann Elizabeth Lovett

Head of School

Peter Anderson

Grades Served

● Current Grades ● Future Grades

○ PK3 ○ PK4 ○ K ○ 1

○ 2 ○ 3 ○ 4 ○ 5

○ 6 ○ 7 ○ 8 ● 9

● 10 ● 11 ● 12 ○ Adult Ed

Is part of a 5-12 network.

Principal

Diana Smith, Ph.D.

First School Year

2006-07

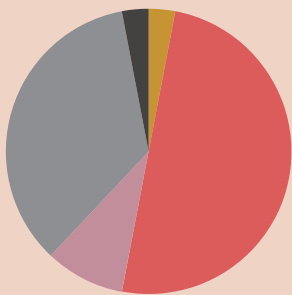
Tier Explanations

- 1 High Performing**
(65.0% – 100.0%)
- 2 Mid Performing**
(35.0% – 64.9%)
- 3 Low Performing**
(0.0% – 34.9%)

For schools serving grades PK-12, DC PCSB uses the **Performance Management Framework (PMF)** to assess school-wide academic performance. Schools are rated by tiers: **Tier 1** schools meet standards of high performance; **Tier 2** schools fall short of high performance standards but meet minimum overall performance standards; and **Tier 3** schools fall significantly short of high performance standards, showing inadequate performance.
* Due to the change in the state assessment, scores and tiers were not displayed in 2014-15.

Student Demographics (2017–18)

Total Enrollment
331



Asian	2.7%
Black Non-Hispanic	50.2%
Hispanic / Latino	9.4%
Native American / Alaska Native	0.0%
Pacific Islander / Native Hawaiian	0.0%
White Non-Hispanic	35.0%
Multiracial	2.7%

English Language Learner
0.9%

Economically Disadvantaged
26.0%

Special Education
13.9%

At-Risk Population
16.3%

A Note from the School

Washington Latin PCS provides a challenging, classical education that is accessible to students in all wards of the District of Columbia. At our school, we believe that people, words, and ideas matter. We believe that student performance is enhanced by small class sizes where students are known and don't fall through the cracks. Student anonymity is the enemy of our mission; we aim to know each student's strengths and challenges. At the heart of our school lies our classical curriculum, a body of material tested over time as essential for a human being. We shape our units around eternal moral questions, and we encourage reflection and debate. The diversity of our community provides multiple perspectives on these moral issues and requires all members of our community to consider their own biases. We believe that the great end of education, especially in a global 21st century, is a deep understanding of the motivations and behavior of oneself and others.

Washington Latin PCS - Upper School

2018 School Quality Report

(2017-18)

Grades Measured: 9-12



Points Earned
out of
Points Possible

Percent of
Possible
Points

Student Progress (7.5 points): Academic Improvement Over Time

Growth on the state assessment in English Language Arts



7.1 out of 7.5

94.3%

Growth on the state assessment in Mathematics



0.0 out of 0.0

N/A

Student Achievement (20 points): Approaching, Meeting, or Exceeding College and Career Ready Standards

PARCC: English Language Arts

Approaching College and Career Ready and Above



4.2 out of 5.0

83.5%

College and Career Ready



5.0 out of 5.0

100.0%

PARCC: Mathematics

Approaching College and Career Ready and Above



3.4 out of 5.0

68.6%

College and Career Ready



5.0 out of 5.0

100.0%

Gateway (42.5 points): Outcomes that Predict College and Career Readiness

9th Grade on Track to Graduate



5.0 out of 5.0

100.0%

Graduation Rate

Four-Year Graduation Rate (Prior Year)



4.0 out of 4.0

100.0%

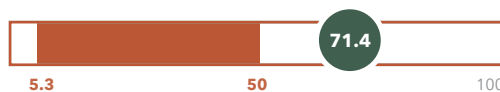
Five-Year Graduation Rate



5.6 out of 6.0

92.9%

PSAT Performance (11th grade)*



5.0 out of 5.0

100.0%

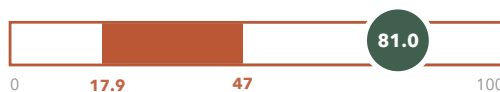
SAT/ACT Performance (12th grade)**



5.0 out of 5.0

100.0%

SAT/ACT College and Career Ready: English Language Arts



2.5 out of 2.5

100.0%

SAT/ACT College and Career Ready: Mathematics



2.5 out of 2.5

100.0%

College Acceptance Rate



2.1 out of 5.0

42.7%

**College Readiness: Advanced Placement/
International Baccalaureate/Dual
Enrollment Achievement/CTE Certificate**



7.5 out of 7.5

100.0%

Washington Latin PCS - Upper School

2018 School Quality Report

(2017-18)

Grades Measured: 9-12




Points Earned
out of
Points Possible

Percent of
Possible
Points

School Environment (22.5 points): Predictors of Future Student Progress and Achievement

Attendance

In-seat attendance



12.5 out of 12.5

100.0%

Re-enrollment

Percent of students eligible to re-enroll



10.0 out of 10.0

100.0%

TOTAL SCORE

TIER 1

86.4 out of 92.5

93.4%

* PSAT Performance: Score of at least 850 on Evidence-based Reading and Writing and math combined.

** SAT/ACT Performance: Score of at least 890 on Evidence-based Reading and Writing and math combined on the SAT or a composite score of 16 on the ACT.

*** SAT/ACT College and Career Ready Measures: A score of at least 480 Evidence-based Reading and Writing and a score of at least 530 on math. These benchmarks are from the College Board and align with students earning a C or higher in a related subject in their first semester at college.